



MORNING STAR SCHOOL
ACADEMIC SESSION 2025-26
HOLIDAY HOMEWORK
CLASS-II

Dear Kids,

Summer vacation is a timefull of full fun. But dear Children, there is a lot more to do to make your vacation more interesting and meaningful. We have planned some interesting activities.



LIFE SKILL ACTIVITIES

VACATIONS NOT ONLY GIVE YOU A CHANCE TO RELAX AND BOND WITH YOUR KIDS, BUT THEY ALSO PROVIDE AN OPPORTUNITY FOR YOUR CHILDREN TO LEARN VALUABLE LIFE SKILLS AND LESSONS THAT WILL SERVE THEM WELL FOR YEARS TO COME.

HERE ARE FEW SUGGESTED ACTIVITIES WHICH MAY BE ALREADY IN PRACTICE WITH MANY, HOWEVER WE COULD USE THIS TIME TO RE-EMPHASIZE THE VALUES AND SKILLS OF GREATER SIGNIFICANCE IN LIFE.

WEEK-1

BETTER SOCIAL BEHAVIOUR

Right from wishing a pleasant morning, to sharing day to day stories, childhood stories can help them connect with you better.

WEEK-2

GO FIRELESS

Encourage kids to be the chefs and prepare fireless dishes,

WEEK-3

PRACTICE GARDENING

Gardening is a great life skill to nature from a young age. Gardening allows learners to become more responsible in caring for their plants, Gardening also exposes learners to a better Understanding of the natural world and all of its elements.

WEEK-4

VISIT A MUSEUM

Holiday time is a great time to visit a museum. Many museums offer unique exhibits and activities geared towards kids during the holidays. This is an excellent way for kids to learn about different cultures and traditions.

Dear Parents,

'Always speak in English with your family members and friends.'

Different types of languages are spoken by people from different regions, but the most important thing is that any language when spoken should be spoken correctly.

The two common languages that our children should be able to speak fluently are Hindi and English. Since English is a universal language spoken and understood by people all over the world, we want our children also to be proficient in speaking it and for this we need full support and cooperation. We would appreciate if you adhere to the following points:

1. Speak with your child in English. Encourage reading habits.
2. Read out story-books and after finishing the story discuss it with your child.
3. Encourage Word Building and Picture Talk.

The teachers are trying to encourage the children to use simple words, phrases and sentences like:-

- ❖ May I go to play?
- ❖ May I borrow your pencil / eraser / sharpener?
- ❖ I have finished my work.
- ❖ Madam, may I go to the washroom?
- ❖ Madam, may I go to drink water?
- ❖ Madam, may I come in please?
- ❖ Madam, may I go to the bookshop / tailor shop?
- ❖ Madam, may I go to wash my hands?
- ❖ Madam, may I go to pay my school fees?
- ❖ Madam, may I sit in the front row as I can't see from the back?
- ❖ Madam, please repeat the concept as I'm unable to understand it.
- ❖ Madam, I have lost my shoes / blazer / tiffin box / water bottle etc.
- ❖ Madam, I came late as I missed my bus.
- ❖ Madam, I'm sorry. I have forgotten to bring my book, note book, pencil / eraser / drawing book etc.
- ❖ Madam, I'm sorry I couldn't complete my Home Work as I was unwell(with reason)
- ❖ Madam, may I borrow a pencil / eraser / ruler etc, from my partner as I've forgotten to bring it today.
- ❖ I am sorry for the delay.
- ❖ Could you hand me the book.
- ❖ Could you please shut the door.

ENGLISH

Class-II

- Do one page daily in your cursive writing book.
- Do read one page daily from a storybook of your choice.
- Complete the given English worksheets.
- Write 5 Naming words (Noun) and paste their pictures (do it in your scrapbook)
- Learn all the work done in notebook and textbooks.
- Make a greeting card for Father's Day and give it to him. Also paste a picture of you with your Father in your scrapbook.
- Paste pictures of the places you visited during your vacation in your scrapbook and label them with their names.
- To improve your reading skills you can read good free online story books from the following links in this vacation.

<https://monkeypen.com/pages/free-stories-for-kids>

WORKSHEET-1

Name:-----

A) Colour the balloons with common noun-Red and color the balloons with proper noun - Blue .

Narendra Modi

paper

Ganga

mountain

Gita

tree

pencil

jackfruit

Cake

tubelight

Shivaji

ball

temple

B). Find theses special names (Proper Nouns) in the grid below:

The special name of :

1. a day

2.a book

3. a city

4. a river

5. a month

6. a festival

7. a country

8. our country

9. the city in which we have the Taj Mahal

A	F	R	I	S	M	C
F	R	A	N	C	E	H
A	I	A	D	E	L	E
P	D	G	I	T	A	N
R	A	R	A	N	G	N
I	Y	A	M	U	N	A
L	D	I	W	A	L	I

WORKSHEET-2

A) Fill all the blocks given below with information about yourself.

UK/AUS Version

All About Me

My name is...

This is me! I have _____ hair.

My favourite book is...

My favourite TV show is...

My favourite sport is...

When I grow up, I want to be...

My favourite food is...

My favourite colour is...

I am _____ years old.

I live...

My family...

©TerraFic Teaching Tools 2021

B) Write the plural form of the given nouns:

Singular

Plural

Book

Shop

Bush

Dish

Cherry

Fox

Box

Peach

Shelf



Subject:-EVS

Class-II

- Children will be asked to make a toy using any material easily available to them (material maybe- wool /paper /sand /flour/ cotton). they will write 3 to 4 line explaining the materials and process used by them.
- Revise work done in class work notebook and textbook
- Create different dance form of Meghalaya state on A4 coloured sheet with the help of matchstick.
- Click some pictures with your family while spending time or doing some fun activities and paste them in your scrapbook.
- Complete the given EVS worksheets and attach with your scrapbook.

WORKSHEET-1

A) The following pictures tell us how a seed becomes a plant. Number the pictures in the correct order.



Now, fill in the blanks with the words given below.

Rain flowers soil plant sun

1. We put a seed in the _____.
2. _____ falls on the seed and it starts to grow a little.
3. The _____ shines on it and it grows a bit more.
4. The seed now has become a _____.
5. There are two bright yellow _____ too.

Show-and-Tell

With the help of an elder, plant a few seeds in a small pot. Look after them well. The seeds will grow in a few days. Bring this pot to class and talk about it. Share how you looked after it.

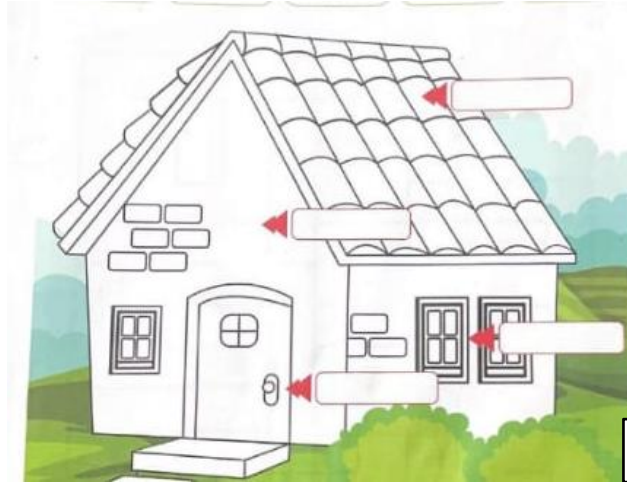
WORKSHEET-2

A) Label the materials that have been used to make the house shown below.

glass wood

bricks

cement stone



B) Encircle the words that related to the corresponding pictures.

Strong village mud cement

bricks cement weak straw

straw bamboo not strong


steel mud bamboo city

(One side ruled One side plain Scrapbook)

- Do practice of work done in class.
- Make a clock with ice-cream sticks and required material
- Find even and odd number from your notebook and write in scrapbook
- Art Integrated Project - let's draw some magical Warily Art by using the cutouts of circle ,squares ,triangles and lines on a A4 sheet. Reference link for help is given: <https://youtu.be/yffJj6z46gg>.

WORKSHEET-1

Q -1 Colour the ice-Cream cones according to the instruction given below:-



a) Colour the first cone with yellow

b) Colour the second cone with red


c) Colour the fifth cone with blue

d) Colour the third cone with green

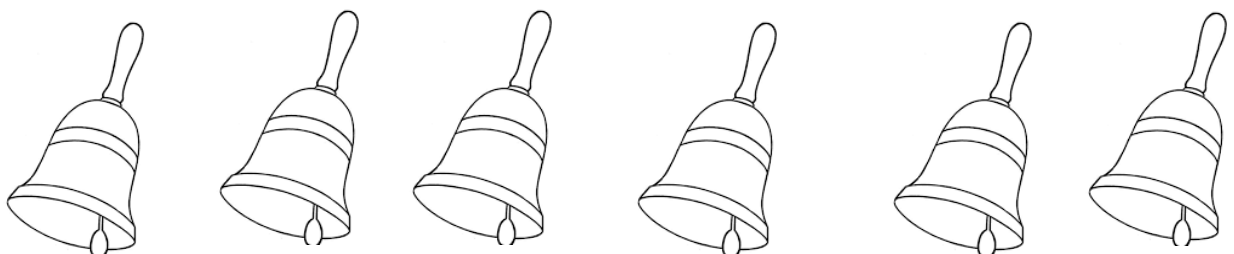
e) Colour the Sixth cone with pink

f) Colour the fifth cone with orange


Q. -2) Colour 4th hat from the left




b) Colour 5 th Bell from the right



Q.- 3 Colour the odd number with blue and even number with red

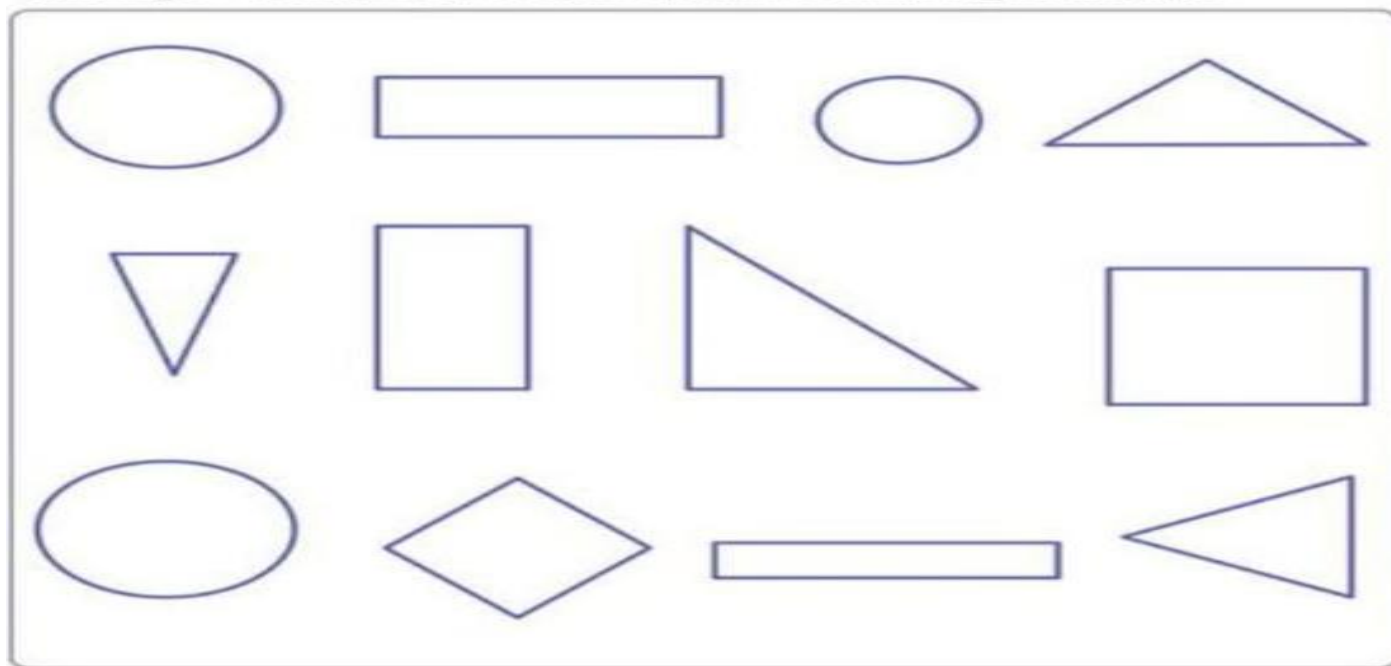


Q.- 4 Colour the largest number with green and smallest number with yellow.



Flat Shapes

Color the shapes. Circle— Red, Triangle— Yellow, Square— Blue, Rectangle—Green. Count the total number of each shape and write.



Squares _____

Circles _____

Triangles _____

Rectangles _____

- एक पेज सुलेख रोज लिखें। (सुलेख पुस्तिका)
- अपने अच्छे मित्र के बारे में (पांच वाक्य लिखें)
- पेड़ों के चित्र चिपकाएं और उनके नाम लिखें।
- सोने जैसे दिन हैं इसके (कविता) याद करें।
- मांसाहारी तथा शाकाहारी जानवरों के चित्र चिपकाएं।
- Art Integrated Project (भिन्न भिन्न प्रकार की चिड़ियों के चित्र चिपकाओ।)

WORKSHEET-1

प्रश्न -१ सोचो और लिखो। (पांच वाक्य)

हिमालय को भारत का मुकुट क्यों कहा जाता है ?

१) _____

२) _____

३) _____

४) _____

५) _____

प्रश्न -२ गोला लगाओ

वर्ग में से अलग शब्द पर गोला लगाओ।

अ) कछुआ मछली शेर

ब) मेज़ कुर्सी बिल्ली

स) कमल बंदर गुलाब

द) खरगोश बर्फी जलेबी

प्रश्न -३ मिलन करो।

बादल टर् टर्

चिड़िया हरे

मेंढक पानी

पौधे नाच

मोर ची ची

प्रश्न -४ इंटरनेट से पता करके बताइए कि ये कहाँ के राजा थे ?

अ) महाराजा रणजीत सिंह - _____

ब) वीर शिवाजी महाराज - _____

स) शेरशाह सूरी _____

द) राजा कृष्णदेव राय _____

Subject:-COMPUTER

Class-II

A. Draw a computer system in chart paper.

B. Learn advantage and disadvantage of computer.

Subject:-ART & CRAFT

Class-II

Make your home with different geometrical shapes (Home Scenery)

**Material- Colourful geometrical shapes cut out, Chart paper, Colours, Scissors
Glue, decorative material**

ACTIVITY RECOMMENDED DURING VACATION

- ➡ Meditate and do simple yoga exercises .
- ➡ Water plants and feed the birds.
- ➡ Join your grandparents and parents for their morning walk.
- ➡ Help your mother in the kitchen .
- ➡ Don't watch too much of television .
- ➡ keep your environment in surrounding clean .
- ➡ Plant trees and conserve your natural resources.
- ➡ Build and improve your vocabulary through crosswords, jumble words etc.
- ➡ Solve riddles and puzzles.
- ➡ Read story books and visit places.
- ➡ Improve your reading and writing skills by reading and writing.

Note:

- **Summer breaks are from 1ST May to 25th June 2025.**
- **The school reopens on 26th June 2025**

Have a great Summer Vacation!